

**A Teacher's Guide for
Jack of All Tails
 A Picture Book by Kim Norman
 illustrated by David Clark
 Published by Dutton Children's Books**

***Jack of All Tails*
 is an
 Accelerated
 Reader
 Book!**

About the book:

Kristi's great idea of all time is convincing her family to be a bunch of animals. Really! They start a business posing as people's pets! They train kids in puppy ownership by tugging on socks and fetching tennis dcnnu."dwv"Mtkuvkøu"kf gc"qh" o cmkpi "rwf fngu"qp"vj g" f qqt" i gv u" jgt" L tgf 0"V j g {" j gnr" c"hc o kn {" c flwuv"vq"vj gkt"pg y" kitten by curling up on the piano and pouncing on string, but Kristi's in trouble when she climbs the drapes. Y kn"u j g" gxgt" L p f" jgt" r gthgev" r g v" l q d A

Occupational hazards include crickets for lunch and a trip to the vet in this imaginative and hilarious story about learning to use your natural talents.

This Study Guide is designed to meet Va. Standards of Learning.

Jack of all Tails has been recommended by Rutgers University as a useful supplement to elementary geqqp o keu"nguuqpu"cdqwv"gpvtgr tpggw tu jkr."ugt xkegu."lqdu"cpf"vtckpkp i 0"öNkxgö"nkpm"dgnq y < [j v r < l l y y 0 h c u 0 t w v i g t u 0 g f w l e o u l g e q p m k f u l k p f g z 0 r j r A q r v k q p ? e q o a e q p v g p v \(v c u m ? x k g y \(k f ? 5 7 6 \(K v g o k f ? 4 2 5](http://www.kimnormanbooks.com)

About the author:

Mk o "Pqt o cp"ku" c" r qgv."ukp i gt."cpf"ctvkuv."cu" y gmn"cu"vj g"cwv j qt"qh"vj ku." jgt" L t u v" r k e v w t g" d q q m 0"U j g"n k x g u" y k v j" her family in Virginia. At her house the *pets*" j c x g" l q d u."kpenwfkpi" c" { g m n q y" n c d t c f q t" t g v t k g x g t." p c o g f" C p p c." y j q" fetches the paper every morning. Learn more about Kim, her other books and her author visits at www.kimnormanbooks.com

And to SEE that Anna fetch the paper, visit Kim's *Jack of All Tails* blog at [y y 0 l c e m q h c m v c k n u 0 e q m](http://www.kimnormanbooks.com)

Author interview:

If you had to choose a job for Jack of All Tails which one would you choose?

K"nkmg" O q o øu"ecv"lqd0" Ecvu" fqpøv"hggn"qdnk i cvgf"vq" F Q"cp { v j k p i "hqt"cp { qp g # "C p f" { g v"v j g { ø t g" c"dkv" o q t g" c f x g p w t q w u" v j c p."uc { ."c"nk | c t f" q t" j c o u v g t 0"K"nkmg"v j g" y c { "v j g { "L p f"eq | { ." j k f f g p" r n c e g u"v q" u n g g r 0

I've got to ask: Where did you get the idea for this wacky book?

K"uvq000" c j g o 000" d q t t q y g f" k v 0" K" j c x g" c p" q n f" d q q m" q h" n g v v g t u" y t k v g p" d { "R 0" I 0" Y q f g j q w u g."v j g" g c t n { "42v j" e g p w t { " c w v j q t" q h" v j g" ö Y j c v." q j" L g g x g u ö" u v q t k g u 0" K p" q p g" n g v v g t." j g" v c n m u" q h" c" y g g m g p f" x k u k v" h t q o" N q t f" F w p u c p { ." y j q" y q w n f." k p" v j g" p g z v" f g e c f g." d g e q o g" c" u w e e g u u h w n" r n c { y t k i j v 0" C v" v j g" v k o g." v j q w i j." j g" y c u" j c x k p i" c" j c t f" v k o g" e q p x k p e k p i" r t q f w e g t u" v q" d w { " q p g" q h" j k u" r n c { u" c d q w v" c" o c p" y j q" n q u g u" j k u" l q d" c p f" d g e q o g u" c" y c v e j" f q i 0" V j c v ø u" c d q w v" c n n" K" m p q y" q h" v j g" r n q v 0" F q p ø v" m p q y" v j g" v k v n g" q t" k h" F w p u c p { " g x g t" u q n f" k v 0" D w v" v j g" k f g c" t g c m { " u w w e m" k p" o { " o k p f" as a funny premise.... someone making a living posing as an animal.

What advice do you have for young writers?

T g c f" c u" o w e j" q t" O Q T G" v j c p" { q w" y t k v g 0" T g c f" g x g t { v j k p i < " d q q m u" q h" c n n" u q t v u." u j q t v" u v q t k g u." o c i c | k p g u." v j g" d c e m u" q h" e g t g c n" d q z g u 0" [q w ø x g" i q v" v q" t g c f" c" n q v" q h" f k h h g t g p v" v { r g u" q h" d q q m u l u v q t k g u" v q" L p f" q w v" y j c v" { q w ø f" d g" i q q f" c v" writing.

Pre-reading

Kh" {qw" ygtg" c" rgv" yjkej" yqwnf" {qw" dgA" Yj {A" Yjcv" ku" vjg" dguv" rctv" cdqvw" jcxkpi" c" rgvA" Yjcv" ku" vjg" yqtuvA" Fq" oquv" rgqrng" tgcnk|g" yjcv" vjg" {øtg" igvvpki" kp" vq" qt" pqvA

Questions to consider:

- É" Yjcv" fqgu" õhqt" vjg" tki jv" rtkegö" o gcpA" Yjcv" yqwnf" {qw" fq" hqt" vjg" tki jv" rtkegA"
- É" Jqy" fkf" vjg" hc o kn" { " igv" uvctvgf" kp" vjg" dwukpguuA
- É" Yjcv" pcwi jv" { " vjkipi" fkf" Mtkuv" { " fq" cv" vjg" Fggpgtø" jqwugA
- É" Jqy" fq" vjg" { " vtckp" rgqrngA"
- É" Nkuv" vjg" vjkipi" vjg" { " fkf" vq" igv" rgqrng" vq" mpqy" cdqvw" vjgkt" pgy" eq" o rcp" {0" Jcxg" {qw" gxgt" uvctvgf" c" dwukpguuA" Jqy" ecp" mkfu" o cmg" o qpg" A
- É" Fguetkdg" yjcv" Mtkuvkø" hc o kn" { " fqgu" vq" jgnr" vjg" Oe I kpp" hc o kn" { " rtgrctg" hqt" c" pgy" ecv0" Yjcv" yqwnf" {qw" fqA" Yjcv" mkpf" qh" tgurqpug" fqgu" Mtkuvk" igv" hqt" jgt" jgnrA
- É" Jqy" fqgu" Mtkuvk" ngctp" o qtg" cdqvw" cpk o cnuA" Yjcv" gnug" eqwnf" u jg" jcxg" fqpgA
- É" Yj { " fkf" pø" vjkipi" i q" ygnn" hqt" Mtkuvk" yjgp" u jg" cev" f" nkmg" c" rqv/ dgmnkgf" rkiA
- É" Yjcv" rqukvkqpu" fq" vjg" qv jgt" hc o kn" { " o g o dgtu" ceegr vA" Yjkej" qpg" yqwnf" {qw" ycpvA
- É" Kp" vjg" gpf. " yjcv" fkf" Mtkuvk" fgekfg" yqwnf" dg" jgt" lqdA"

Projects:

LANGUAGE ARTS:

Mk o "Pqt o cp" wugu" hwp" xgtdu" vq" dtkpi" jgt" uvqt" { " vq" nkhg" nkmg" upwh l g. " upw i i ng" cpf" upqt v# " Etgcvg" c" nkuv" qh" qv jgt" xgtdu" she uses and then try them out as you write a few sentences about your own pet (or parents!)

Snuffle	
Snuggle	
Snort	

DRAMA:

Rnc{"rgv"ejctcfgu#"Cnn"unkru"ujqwnf"dg"qh"eqo o qp"jqwugjqnf"rgvu"cpf"vjg"mkfu"vcmg"vwtpu"cevkpi"qww"cpk o cnu" without sound.

MATH:

Solve these word problems and then create four more based on the book:

Kh"Mtkuvk"o cmgu"&7022"cp"jqwt"cu"rgtuqp"vtckpgt"vjgp"jqy"o cp{"jqwtu"yknn"ujg"pggf"vq"yqtm"vq"dw{"c"&42022" jco uvgt"y jggna

Fcf"jcu"&37022"kp"jku"ycmgv"chvgt"yqtmkpi"hq"Otu0"Rjknrqv0"Kh"jg"cnuq"o cmgu"&7022"cp"jqwt."jqy"o cp{"jqwtu" fkf"jg"yqtm"vcv"fc{A

Oqo"y cpvu"vq"dw{"c"vcdd{"kpurktgf"uygcvg"ht"&520220" Jqy"o cp{"jqwtu"ujqwnf"ujg"yqtm"ht"vjg"Qucycou"kh" uvg"igvu"rcf"&32022"cp"jqwtA

Gffkg"jcu"&47022"chvgt"c"yggm"qh"nk|ctfkpi0"Kh"jg"o cmgu"&7022"cp"jqwt."jqy"o cp{"jqwtu"fkf"jg"yqtmA

SCIENCE:

Ugg"itcrjke"qti cpk|gt"qp"rcig"70

ART:

Ytkvg{"qwt"pcog"kp"cpk o cn"kpurktgf"ngvgtu"nkmg"vjg"vkvng"qh"vjg"dqqm#"Dg"uwtg"vq"wg"eqnqt"cpf"rcwgtv"vq"etgcvg" your letters.

SOCIAL STUDIES:

Gpvtgrtgpwgtujkr<"Vcnm"cdqww"vjg"yc{"u"Mtkuvkøu"hc o kn{"rtq o qvgt"vjgkt"dwukpguu0
Jcxg"uvwfgpvu"etgcvg"rquvgtu"cpf"cfu"ht"vjg"Mkddng o cp"hc o kn{ø"øLcem"qh"Cnn"Vcknuö"dwukpguu0
They could also write scripts for radio or TV commercials, (and perform them, of course).
Kh"hccknkvgu"rgt o kv."tgeqt"vjg"eq o o gtekcnu0

Of have them think up a wacky class business and create promotional items for *that* business.


CRAFTS & GAMES




Ftcy" ("eqnqt"xctkquw"cpk o cn"vcknu"qp"nctig"ujggvu"qh"rcrgt0"Eww"vjg o "qww"cpf"cwcej"vjg o "vq"tkddqpu"vq"vkg" around the students's waists so they can wear the tails. Of course, they'll want to behave like the animals whose tails they're wearing!





Alternatively, tape the cut-out tails to a cloth or paper ribbon.
Tape the ribbon to a stick or toilet paper roll, (for a handle)
cpf"twp"ctqwpf"rnc{kpi"øuyktn{"vcknu#ö


 Qp"nctig"rcrgt."vtceg"ctqwpf"uvwfgpvuødqfkgu."vjgp"ncdgn"vjg"uknjqwgvgu"cu"øOqo.ø"øFcf.ø"øGffkgo"cpf" øMtkuvkø"Py"jcpj"vjg"uknjqwgvgu"qp"vjg"ycnn"cpf"//wukpi"uqog"vcrg" ("vjg"vcknu"htqo"vjg"cevkvk{"cdqyg" //rnc{"ørkp"vjg"vckn"qp"vjg"HCOKN[ø

 Etgcvg"okz" ("ocvej"ectfu"ujqykpi"cpkocn"jgcfu"cpf"vcknu"hqt"uvwfgpvu"vq"ocvej"wrø
Students could create the cards themselves by cutting the images from magazines.

 Ocmg"cpkocn"hqqr"tkpv"øuvknvü"*Cnwokpw"ecpu"ykvj"qxgtuk|gf"hqqr"tkpvu"vcrgf"qp"vjg"dqvwqo+

 Lcem/Vquu"icog<
Stand children in a circle.
Hktuv"ejknf"vquugu"dcnn"vq"cpqvjgt"ejknf."ecmkpi"qww"vjg"pcog"qh"cp"cpkocn
Tgegkxkpi"ejknf"ocmgu"cpkocn"uqwpf"cu"jglujg"ecvejgu"vjg"dcnn

 Rnc{"øMtkuvk"uc{uø"*Uk"oqp"uc{u+
Ucog"twngu"cu"øUk"oqp"Uc{uø"Rnc{gtu"ctg"øqvwø"kh"vjg{"rgthqto"ceqo"ocpf"pqv"rtgegfgf"d{"øMtkuvk"uc{uø
Gzco"rng<
NGCFGT<"øMtkuvk"uc{u."÷Dg"c"oqpmg{#øø"*Rnc{gtu"ngcr"ctqwpf"ocmkpi"oqpmg{"pqkugu+
NGCFGT<"øMtkuvk"uc{u."÷Dg"c"ecv#øø"*ogqy."nkem"rcy+
NGCFGT<"øDg"c"fqio"*Rnc{gtu"fqpv"oqxg"dgecwug"ngcft"fkf"pqv"uc{."øMtkuvk"uc{uø+

 Rnc{"Rgv"øDqynkpiø
Arrange a batch of stuffed animals in a cluster, (or in a line)
Roll a rubber ball at them to see how many you can knock down at once!

**This guide was created by [Tracie Vaughn Zimmer](#), a reading specialist and
ejknftgpøu"cwvjqtø"Xkukv"jgt"ygdukvg"vq"Łpf"jwpftgfu"qh"iwkfgu"vq"ejknftgpøu"nkvgtcvwtgø**

Science

Fill out the following chart on the pet you have or wish you had!

The diagram consists of a central circle labeled "Pet" surrounded by four other circles. Each surrounding circle is labeled with a pet care category and has a corresponding icon above it:

- Habitat:** Labeled with a fishbowl icon containing a fish.
- Food:** Labeled with a bone icon.
- Exercise:** Labeled with a dog collar icon.
- Grooming:** Labeled with a paw print icon.

The central "Pet" circle is surrounded by a decorative border of various pet icons, including a dog, a cat, a bird, and a fish.

